



HEAVY DUTY POW'R-GEAR® RED NO-HUB COUPLINGS

SUBMITTAL

DATE: _____

ARCHITECT: _____

PROJECT: _____

CONTRACTOR: _____

ENGINEER: _____



The **IDEAL-TRIDON Heavy Duty Pow'r-Gear No-Hub Couplings** are engineered to connect no-hub cast iron pipe and fittings. The coupling sleeve or gasket is manufactured from a properly vulcanized virgin compound where the primary elastomer is Neoprene. The gasket is housed inside a 300 grade stainless steel corrugated shield. Depending on the size of the shield, (2) or (4) 300 series stainless steel clamps surround the shield and provide the sealing force. The 5/16" hex-head screws are made from 300 grade stainless steel. Sizes range from 1 1/2" – 10" and are designed for both above and below grade installation and in temperature environments from -30F to 220°F. The couplings are designed for installation torque of 80 inch-pounds. The entire coupling is corrosion resistant.

Conventional HD couplings are wider and must seal over the lug thereby creating a potential leak path. In many cases the lug is ground off the cast-iron fitting which removes the protective coating altogether. Ideal-Tridon's Heavy Duty Pow'r-Gear No-Hub is designed to fit properly between the locator lug on the fitting and the pipe without sacrificing sealing or structural performance.

FIND YOUR PART NUMBER

| Size (pipe diameter) | Part Number | Number of Clamps | Coupling Width | Installation Torque | Screw Hex Size |
|----------------------|-------------|------------------|----------------|----------------------------|-------------------|
| 1 1/2" | 6217P8G | 2 | 2-1/8" | 80 inch-pounds (all sizes) | 5/16" (all sizes) |
| 2" | 6218P8G | | | | |
| 3" | 6219P8G | | | | |
| 4" | 6220P8G | | | | |
| 5" | 6221P8G | 4 | 3" | | |
| 6" | 6222P8G | | | | |
| 8" | 6223P8G | | 4" | | |
| 10" | 6230P8G | | | | |

MATERIALS

| Components | |
|---------------|--|
| Clamp | All 300 Series AISI Stainless Steel (Band and Screw Housing) |
| Screw | All 300 Series AISI Stainless Steel (5/16" Hex Head / Shoulder) |
| Shield | All 300 Series AISI Stainless Steel |
| Rivets | All 300 Series AISI Stainless Steel |
| Gasket | Elastomeric Compound Primarily Consisting of Neoprene; Meets ALL Requirements of ASTM C564 |

THE CLAMPS

Heavy-duty clamps with all 300 grade series stainless steel construction, featuring 5/8" wide bands and 5/16" hex-head screws, provide optimum sealing force at an 80 inch-pound installation torque.




THE SHIELD

The 0.007" thick all 300 series stainless steel red shield requires less band load to transfer pressure to the gasket, leaving more clamping load in reserve to compress the gasket. The bi-directional corrugations create clamp sealing pressure in both parallel and transverse patterns on the gasket and pipe, thereby avoiding pull-out failures, and providing a positive, reliable seal.



THE GASKET

Made from high-quality elastomeric compound per ASTM C-564, the Ideal-Tridon No-Hub gasket features a laterally-spaced pattern of multiple thick sealing sectors and adjacent groove sectors. When the clamps are tightened, this pattern permits the clamping bands and the shield to form a restriction impeding the movement of the shield relative to the gasket.



PROVEN DESIGNS, BILLIONS OF TIMES

For more information about IDEAL-TRIDON™ No-Hub Couplings, visit www.No-Hub.com



GASKET PERFORMANCE

Specific material composition requirements, workmanship, and physical testing of mechanical properties of the rubber sealing gasket have been established by ASTM C564 to ensure the prevention of damage caused by the wide varieties of environmental exposure that no-hub coupling products may experience. The specification requires all gaskets to be manufactured from a properly vulcanized virgin compound in which the primary elastomer is Neoprene. The proper blend of rubber elastomers have proven effective in these gaskets maintaining their sealing properties throughout hot and cold conditions, ozone, chemical, and solvent exposure, along with the physical strength to resist damage from physical stresses such as foundation settling or other naturally occurring events. Below is a table of physical testing requirements that must be met to ensure the quality, performance, and reliability of Ideal Tridon no-hub coupling products.



| Test | Gasket Physical Testing - Minimum or Maximum Requirements | | ASTM Method |
|--|---|---|---|
| Tensile Strength Elongation Durometer | Tests performed on new samples at room temperature (76°F ± 5°F) | 1500 psi minimum 250% elongation before break 70 ± 5 points | D412: @ 20 in/min D412: @ 20 in/min D2240: Shore A |
| Tensile Strength Elongation Durometer | Heat-aged sample testing Test after heat aging for 96 hr @ 158°F (± 2°) | No greater than a 15% loss in strength No greater than a 20% loss in elongation before break No greater than a 10-point increase in hardness | D573 |
| Compression Set | Test after heat aging for 22 hr @ 158°F (± 2°) at an induced deflection of 25% | 25% maximum compression set after 30-minute recovery | D395: Method B |
| Oil Immersion | Test after immersion in IRM 903 oil for 70 hr (± 0.7 hr) @ 212°F (± 2°) | 80% maximum allowable volume increase | D471 |
| Ozone Cracking | Test and inspect after 100 (± 1) hours exposure in 100 ppm ozone concentration at 104°F (± 2°) while loop mounted to induce approximately 20% elongation. | No visible cracking at 2x magnification of the gasket | D1149: Method B |
| Tear Resistance | Pull sample cut from die C into 2 pieces | No less than 150 pounds per inch of thickness before tearing | D624: Die C Cutout |
| Water Absorption | Test after immersion in distilled water for 7 days @ 158°F (± 2°) | 20% maximum allowable weight increase | D471 |

COUPLING PERFORMANCE

Ideal-Tridon no-hub products are designed to meet or exceed specifications for couplings used in all drain, waste and vent (DWV) no-hub cast iron pipe systems. Examples include residential or commercial sanitary applications such as hospitals or large multi-level commercial buildings, or above and below ground storm water piping systems. All Ideal-Tridon Heavy-Duty Pow'r-Gear No-Hub Couplings are designed for installation torque of 80 inch-pounds to accommodate the all 300 series stainless steel 5/16" hex-head/shoulder screw.

BRACING AND INSTALLATION

In applications using larger diameter pipes, it is required that adequate bracing be placed on the pipes to support the larger forces that can inherently act on the joints. Per the Cast Iron Soil Pipe and Fittings Handbook, published by the Cast Iron Soil Pipe Institute (CISPI), horizontal pipes and fittings larger than 5" nominal diameter shall be suitably braced to prevent horizontal movement. This shall be done at every branch opening or change of direction by the use of braces, blocks, rodding, or other suitable method, to prevent movement. Vertical components shall be secured at each stack base and at sufficiently close intervals to keep the system in alignment and to adequately support the pipe and its contents. Refer to local codes for specific requirements.

| | | | |
|---|---|---|--|
| Coupling Meets Performance Requirements ASTM C1540 |  |  | Meets FM 1680 CLASS 1 — 15 PSI |
| Gasket Meets ASTM C564 | IAPMO Listed File # 3198 | Meets CSA B602 | Meets Sealing Requirements <i>Independent Lab Certified</i> |



IDEALTRIDON.COM | PROVEN DESIGNS, BILLIONS OF TIMES

GLOBAL HEADQUARTERS

8100 TRIDON DRIVE SMYRNA, TN USA 800.251.3220 | 615.459.5800

USA | CANADA | MEXICO | CHINA | JAPAN | POLAND | ITALY | INDIA

